



TED TODD

tedtodd.co.uk



CONSIDERING EVERY DETAIL

A herringbone floor is both timeless and versatile.

A Ted Todd herringbone floor is a great way to bring symmetry and balance, as it offers space-boosting benefits by giving the illusion of a bigger room.

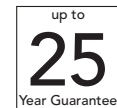
We have a range of herringbone block sizes across our collections, all of which are available in many tones, textures, species, finishes and thicknesses.

Engineered herringbone can be installed over underfloor heating, and when it's fitted by an approved installer it validates our 20 to 25 year guarantee.

Sustainability is at the heart of what we do. In 1997 we became one of the first companies in Europe to become FSC™ certified, and our certification has been renewed successfully every 5 years since.

We'll never charge extra for FSC™ or PEFC certification. They come as standard with a Ted Todd floor, and always will.

Swinley Herringbone, Crafted Textures



FINISHING TOUCHES


All our Ted Todd floors are held in stock in our Cheshire warehouses, which means most are available for immediate delivery.

We also have a full range of installation essentials and finishing touches which include profiles, underlay, adhesives, finishes, and floor care systems – all designed and manufactured by us. They're an intrinsic part of a Ted Todd floor and we recommend that they are always used, as they'll give you the perfect installation every time.

We can hand finish profiles and architectural mouldings to complement your floor, and we also have stair tread and riser sets that you won't find anywhere else.



Darwin Herringbone, Specialist Woods
Image courtesy of The Office Group



Kielder Herringbone, Classic Tones




Brampton Herringbone, Classic Naturals



Mimas Herringbone, Specialist Woods
Image courtesy of First Impressions Kitchens



Tattenhall Herringbone, Project



Attingham Herringbone, Crafted Textures



Ollerton Herringbone, Project



Furrow Herringbone, Warehouse

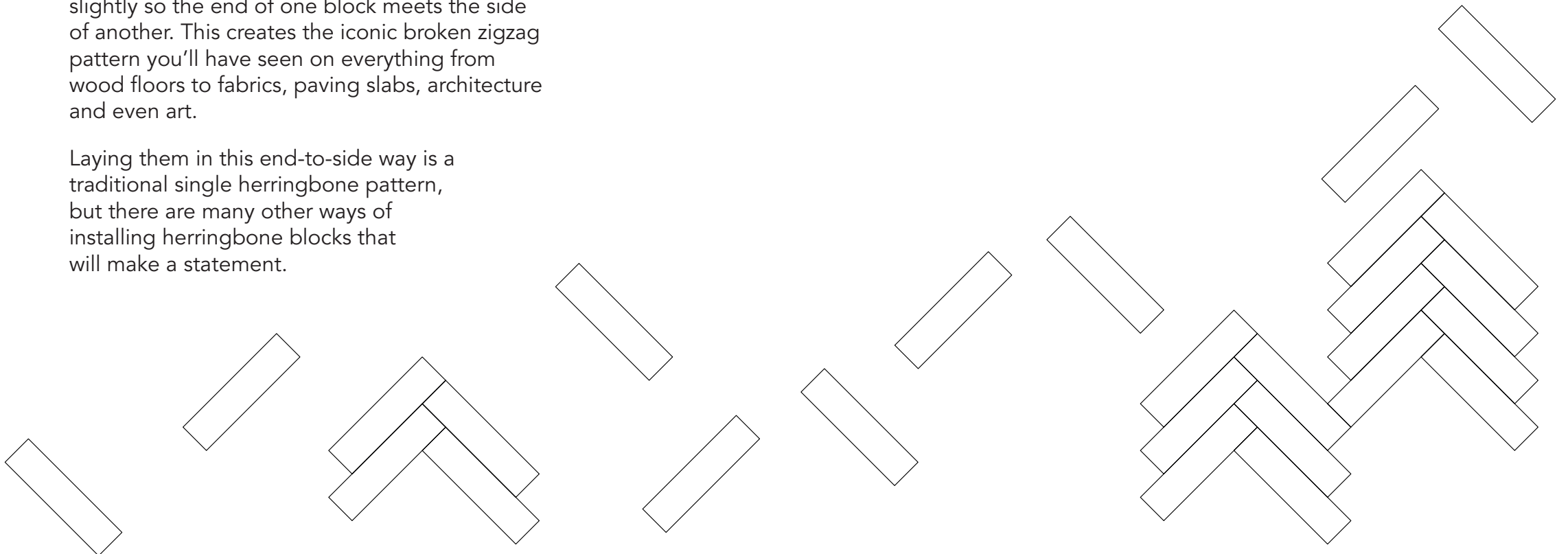
HERRINGBONE LAYING PATTERNS

With herringbone patterned flooring, the blocks are cut in perfect rectangles then staggered slightly so the end of one block meets the side of another. This creates the iconic broken zigzag pattern you'll have seen on everything from wood floors to fabrics, paving slabs, architecture and even art.


Laying them in this end-to-side way is a traditional single herringbone pattern, but there are many other ways of installing herringbone blocks that will make a statement.

Laying the blocks at a different angle, perhaps at 45 degrees or 90 degrees, will give your floor a different look. You can also install Ted Todd blocks in different patterns, such as basket weave, double basket weave or a boxed basket weave. There is also the running bond formation which can be laid at different angles, and even combined with basket weave or in a combination stack which will make your floor look one-of-a-kind.


**For more information read our blog
"The different types of herringbone patterns"
at tedtodd.co.uk/journal**




DOUBLE HERRINGBONE



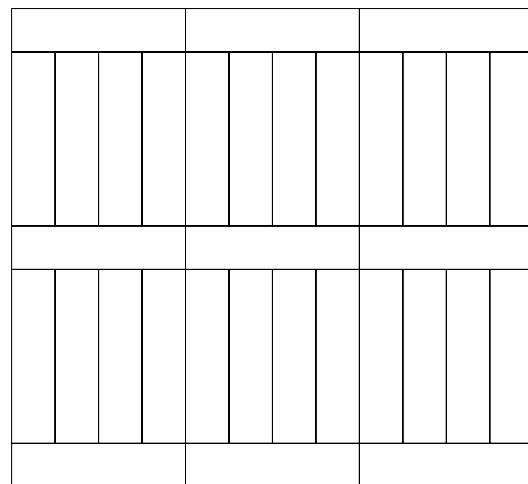
SKINNY EXTRA-LONG HERRINGBONE



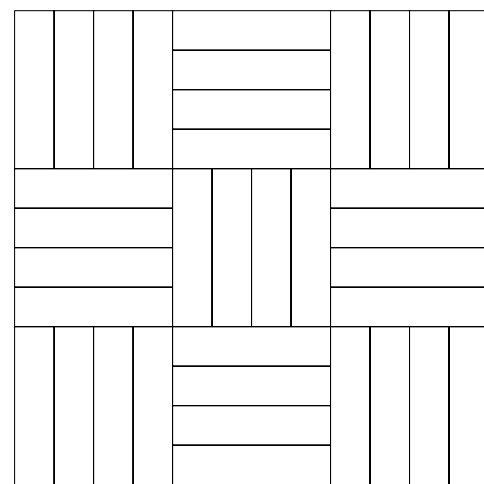
TRADITIONAL HERRINGBONE



LADDER



BASKET WEAVE



London Design Centre



London Design Centre

79 Margaret St
Fitzrovia
London
W1W 8TA

Cheshire Design Centre

18 Chesford Grange
Woolston, Warrington
Cheshire
WA1 4RQ

For your home:

info@tedtodd.co.uk
01925 284 496

For your commercial project:

info@tedtodd.co.uk
01925 202 300

tedtodd.co.uk

tedtodd.co.uk/commercial

 @tedtoddfloors

